

Home Learning: Year 8 Half Term 1

Click on each image to open start the relevant lessons on **Oak National Academy**.

If the links do no work, click on the ones listed below:

Key Stage 3, Maths, Units, Sequences, Lessons:

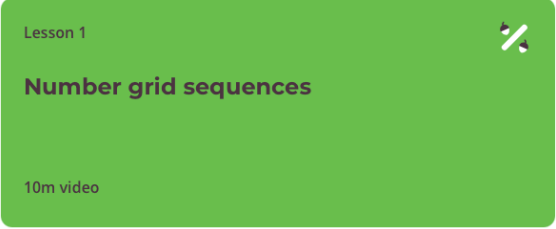

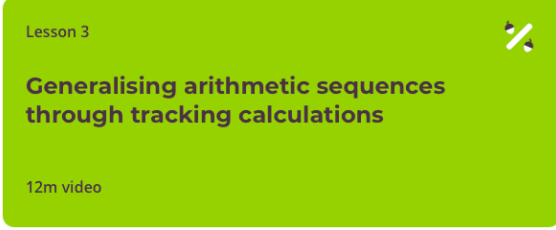
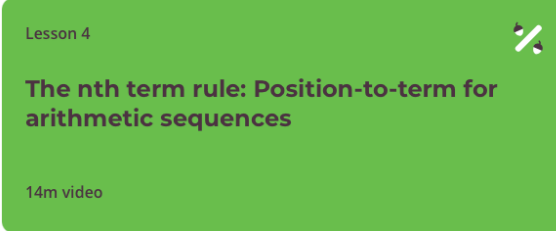
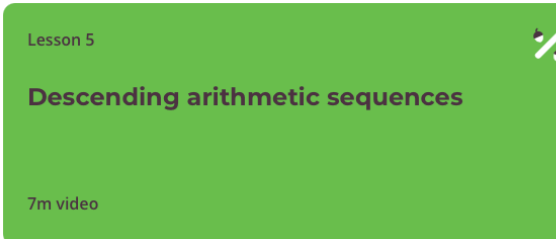
<https://classroom.thenational.academy/units/sequences-2adc>

Key Stage 3, Maths, Units, Forming and Solving Equations, Lessons:

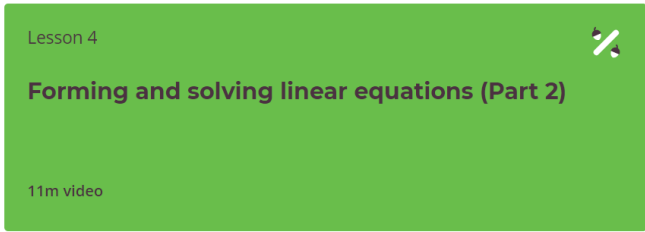

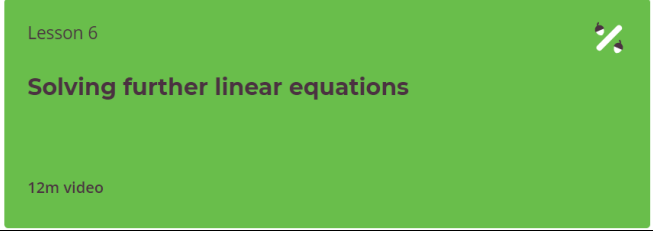

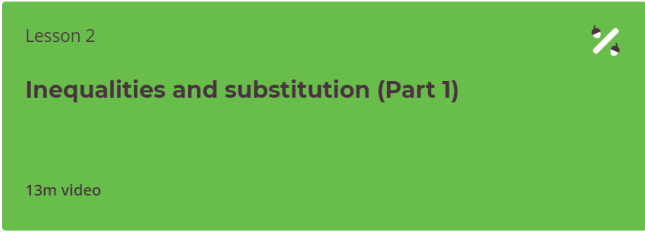
<https://classroom.thenational.academy/units/forming-and-solving-equations-7d30>




Key Stage 3, Maths, Units, Forming and Solving Inequalities, Lessons:

<https://classroom.thenational.academy/units/forming-and-solving-inequalities-d6cf>

Year 8	
w/c 6 th September	
Lesson 1	Hegarty Maths: 196 Linear Sequences from Pictures
Lesson 2	Hegarty Maths: 197 Linear Sequences (Term-to-Term Rules)
Lesson 3	
Lesson 4	
Lesson 5	
w/c 13 th September	
Lesson 1	
Lesson 2	Hegarty Maths: 198 Linear Sequences (nth Term)
Lesson 3	

Lesson 4	<div style="background-color: #4CAF50; color: white; padding: 10px; border-radius: 5px;"> <p>Lesson 6 </p> <p>Dot chain sequences</p> <p>10m video</p> </div>
Lesson 5	<div style="background-color: #4CAF50; color: white; padding: 10px; border-radius: 5px;"> <p>Lesson 7 </p> <p>Growing pattern sequences</p> <p>9m video</p> </div>
w/c 20th September	
Lesson 1	<div style="background-color: #4CAF50; color: white; padding: 10px; border-radius: 5px;"> <p>Lesson 8 </p> <p>Finding the term-to-term rule</p> <p>8m video</p> </div>
Lesson 2	Hegarty Maths: 261 Important Sequences
Lesson 3	Hegarty Maths: 262 Sequences from Recurrence Relations
Lesson 4	<p>Key Stage 3, Maths, Units, Forming and solving equations, Lessons:</p> <div style="background-color: #4CAF50; color: white; padding: 10px; border-radius: 5px;"> <p>Lesson 1 </p> <p>Expressions and variables</p> <p>10m video</p> </div>
Lesson 5	<div style="background-color: #4CAF50; color: white; padding: 10px; border-radius: 5px;"> <p>Lesson 2 </p> <p>Equations and identities</p> <p>9m video</p> </div>
w/c 27th September	
Lesson 1	<div style="background-color: #4CAF50; color: white; padding: 10px; border-radius: 5px;"> <p>Lesson 3 </p> <p>Forming and solving linear equations 1</p> <p>10m video</p> </div>
Lesson 2	Hegarty Maths: 176 Forming Equations
Lesson 3	Hegarty Maths: 177 Solve Equations Using Inverse Operations

Lesson 4	
Lesson 5	
w/c 4th October	
Lesson 1	
Lesson 2	Hegarty Maths: 178 Solve 1-Step Equations (Balance Method)
Lesson 3	Hegarty Maths: 179: Solve 2-Step Equations (Involving Multiplication)
Lesson 4	Hegarty Maths: 180: Solve 2-Step Equations (Involving Division)
Lesson 5	Hegarty Maths: Solve Equations with x on Both Sides
w/c 11th October	
Lesson 1	Key Stage 3, Maths, Units, Forming and solving inequalities, Lessons: 
Lesson 2	
Lesson 3	Hegarty Maths: 265 Representing Inequalities on a Number Line
Lesson 4	Hegarty Maths: 266 Writing Inequalities on a Number Line
Lesson 5	Hegarty Maths: 267 Integer Solutions to Inequalities
w/c 18th October	
Lesson 1	

Lesson 2	<div data-bbox="240 107 863 320" style="background-color: #4CAF50; color: white; padding: 10px;"> <p>Lesson 4 </p> <p>Solving inequalities</p> <p>13m video</p> </div>
Lesson 3	Hegarty Maths: Solve Single Linear Inequalities 1 (Positive x)
Lesson 4	<div data-bbox="240 383 863 613" style="background-color: #8BC34A; color: white; padding: 10px;"> <p>Lesson 5 </p> <p>Forming and solving inequalities (Part 1)</p> <p>12m video</p> </div>
Lesson 5	<div data-bbox="240 642 863 873" style="background-color: #4CAF50; color: white; padding: 10px;"> <p>Lesson 6 </p> <p>Forming and solving inequalities (Part 2)</p> <p>13m video</p> </div>